

Albuquerque Police Department Monthly Use of Force Report


May 2024



Prepared by:

**Data Analytics Unit
June 5, 2024**

Note: This report presents preliminary information from departmental data. All figures in this report are subject to change as additional information becomes available.



Total Use of Force Events - May 2024

This report provides a monthly overview of use of force events involving Albuquerque Police Department (APD) personnel. APD is committed to using force to achieve lawful objectives in instances where use of force is objectively reasonable, necessary, minimal, and proportional given the totality of circumstances (see SOP 2-52: Use of Force – General). When force is not consistent with these standards of conduct (SOP 2-52: Use of Force-General), APD takes corrective actions which may include discipline.

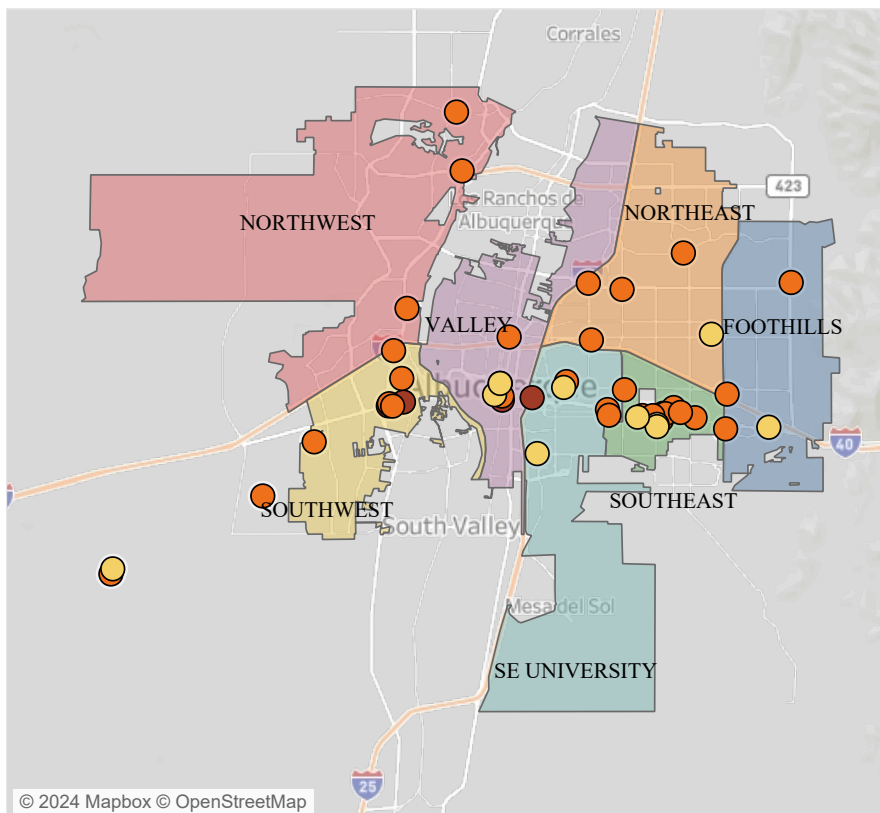
APD's jurisdiction includes the City of Albuquerque which is divided into six Area Commands. In the map below, Southeast Area Command is split into "SE University" and "Southeast". University Area Command is a Pilot Area Command and their force cases are combined with Southeast Area Command in this report.

Force is categorized into three levels based on APD policy. For more information on APD's Standard Operating Procedures, see: <https://public.powerdms.com/COA>

Total Use of Force Cases by Area Command and Level of Force

	Force Level			Grand Total
	Level 1	Level 2	Level 3	
Foothills	1	3	0	4
Northeast	1	4	0	5
Northwest	0	3	0	3
Out of Area	1	1	0	2
Southeast	5	12	3	20
Southwest	0	6	2	8
Valley	2	2	2	6
Grand Total	10	31	7	48

Locations of Use of Force Cases



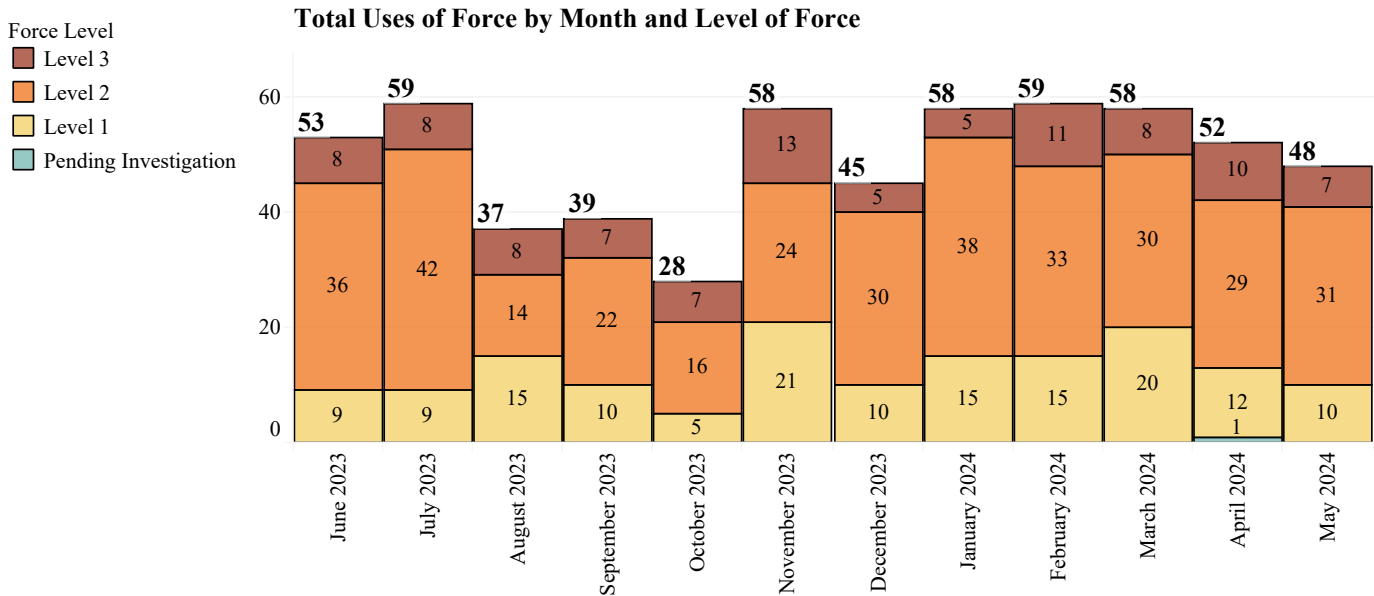
- Highest Force-Case Level
- Level 1
 - Level 2
 - Level 3

Note: Most force investigations in this report are open investigations since it reflects the previous month of data. As such, figures in this report are preliminary and subject to change as use of force investigations progress.



Use of Force Totals by Month - Past 12 Months

APD tracks use of force data over time to examine trends in use of force. For annual trends, see APD's Annual Use of Force Reports. This page reports monthly totals of all use of force for APD.



Total Uses of Force by Month and Area Command

		June 2023	July 2023	August 2023	September 2023	October 2023	November 2023	December 2023	January 2024	February 2024	March 2024	April 2024	May 2024	Grand Total
Foothills	Level 1	1	1	2	2	2	4	2	2	0	3	1	1	21
	Level 2	3	2	0	6	1	3	2	3	2	2	2	3	29
	Level 3	1	2	0	0	1	1	1	1	0	1	1	0	9
Northeast	Level 1	2	2	2	1	1	8	2	2	5	5	2	1	33
	Level 2	10	10	2	2	2	3	4	7	7	3	2	4	56
	Level 3	1	0	1	1	1	2	1	1	2	3	2	0	15
Northwest	Level 1	0	1	1	1	0	0	0	1	1	1	0	0	6
	Level 2	4	7	2	1	1	0	0	3	3	6	4	3	34
	Level 3	0	0	0	1	3	2	0	0	2	2	0	0	10
Southeast	Null	0	0	0	0	0	0	0	0	0	0	1	0	1
	Level 1	2	3	6	3	1	4	2	7	6	5	3	5	47
	Level 2	12	9	4	5	7	11	13	15	13	10	9	12	120
	Level 3	2	4	3	1	1	4	2	1	4	1	3	3	29
Southwest	Level 1	3	0	3	1	1	1	3	2	1	1	2	0	18
	Level 2	3	4	1	2	2	2	3	8	5	4	6	6	46
	Level 3	3	0	3	0	0	2	0	0	0	2	0	2	12
Valley	Level 1	1	2	1	2	0	4	1	1	2	5	3	2	24
	Level 2	4	10	5	6	3	5	9	3	3	5	7	2	62
	Level 3	1	2	1	4	1	3	1	2	3	0	2	2	22
Out of Area	Level 1	0	0	0	0	0	1	0	0	0	0	1	1	3
	Level 2	0	0	0	0	0	0	0	0	0	0	0	2	2
	Level 3	0	0	0	0	0	1	0	0	0	1	2	0	4
Grand Total		53	59	37	39	28	58	45	58	59	58	52	48	594



Use of Force Benchmarked Against Calls For Service and Arrests - May 2024

Officers are required to only use force when necessary to achieve a lawful objective. When officers have more contacts with individuals, it is likely that there will be more uses of force. To control for factors that may contribute to higher or lower uses of force in a given month, this page shows the number of uses of force relative to the number of calls for service and the number of arrests made. For a detailed discussion of the method used on this page, see APD's 2022 Annual Use of Force Report.

Calls for Service

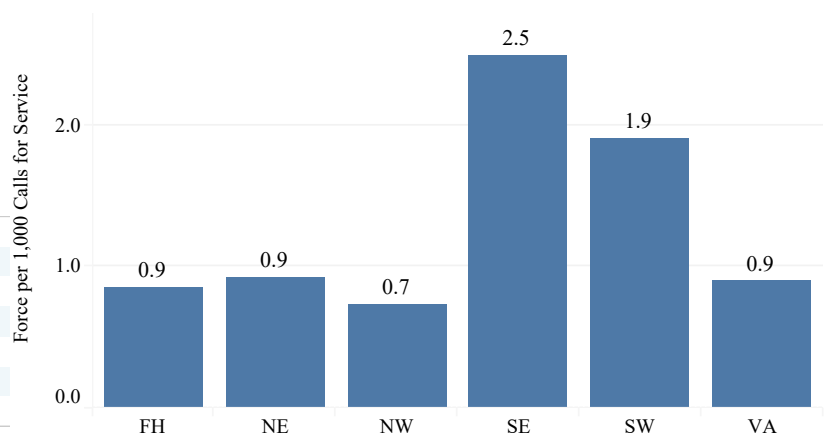
Total Calls for Service for Area Commands

Excludes calls for service where contact with an individual was unlikely, see Annual Use of Force report for full methodology

CAD Calls by Area Command, May 2024

Area Command	Total Force Cases	Total CAD Calls	Force per 1,000 Calls
FH	4	4,681	0.9
NE	5	5,451	0.9
NW	3	4,107	0.7
SE	20	8,051	2.5
SW	8	4,218	1.9
VA	6	6,671	0.9
Out of Area	3		

Force Rate per 1,000 Calls For Service



Arrests

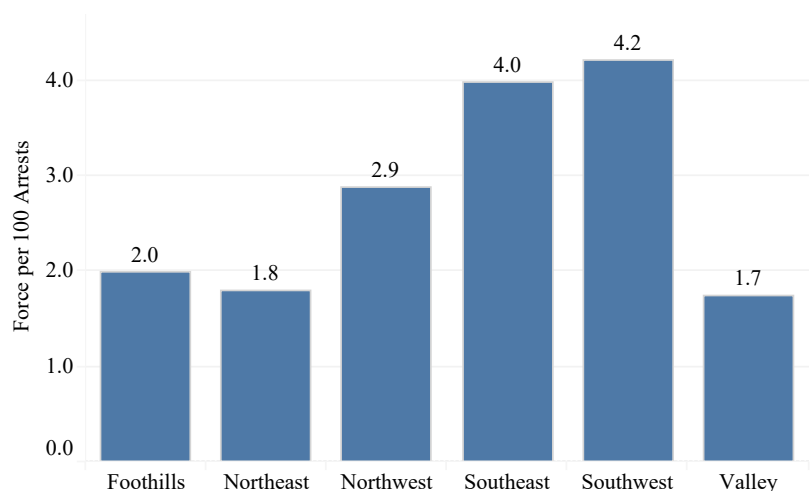
Total Arrests for Area Commands

Arrests include custodial arrests and summonses.

Force per Arrest by Area Command, May 2024

Area Command	Total Force	Total Arrests	Force Per 100 Arrests
Foothills	4	202	2.0
Northeast	5	279	1.8
Northwest	3	104	2.9
Southeast	20	502	4.0
Southwest	8	190	4.2
Valley	6	345	1.7
Out of Area	3	18	16.7

Force Rate per 100 Arrests

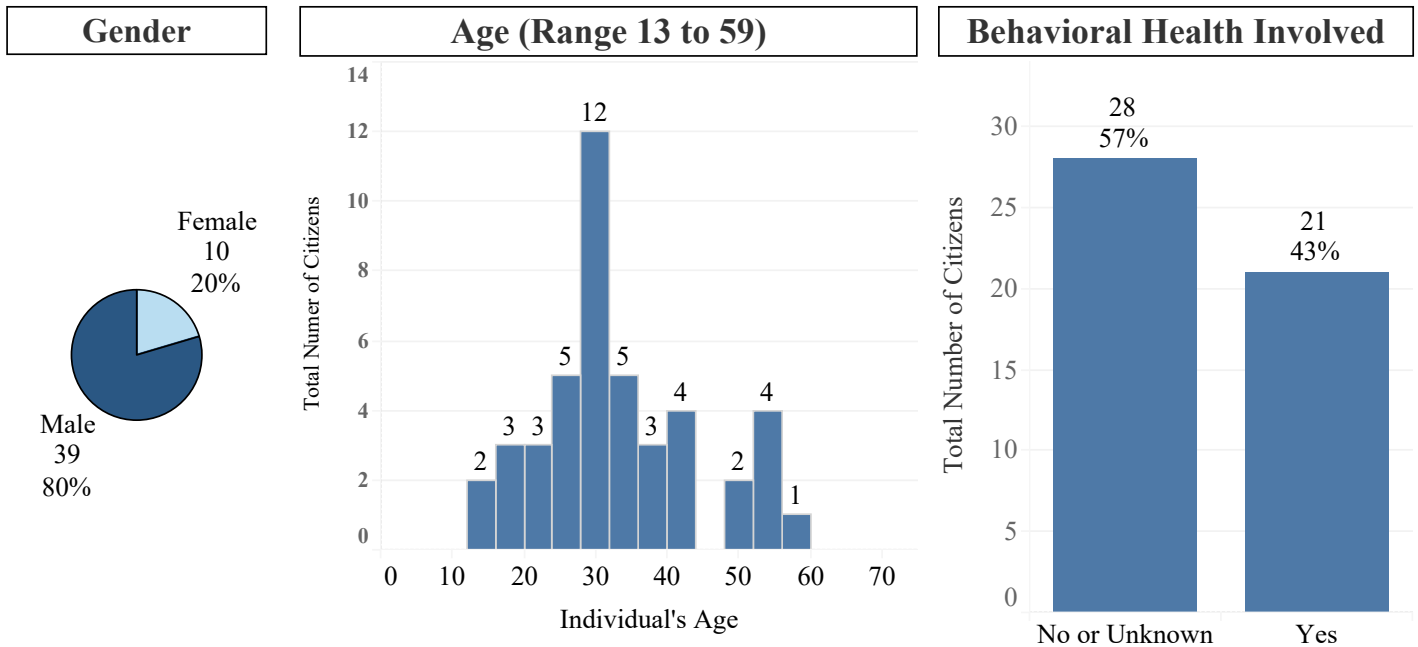




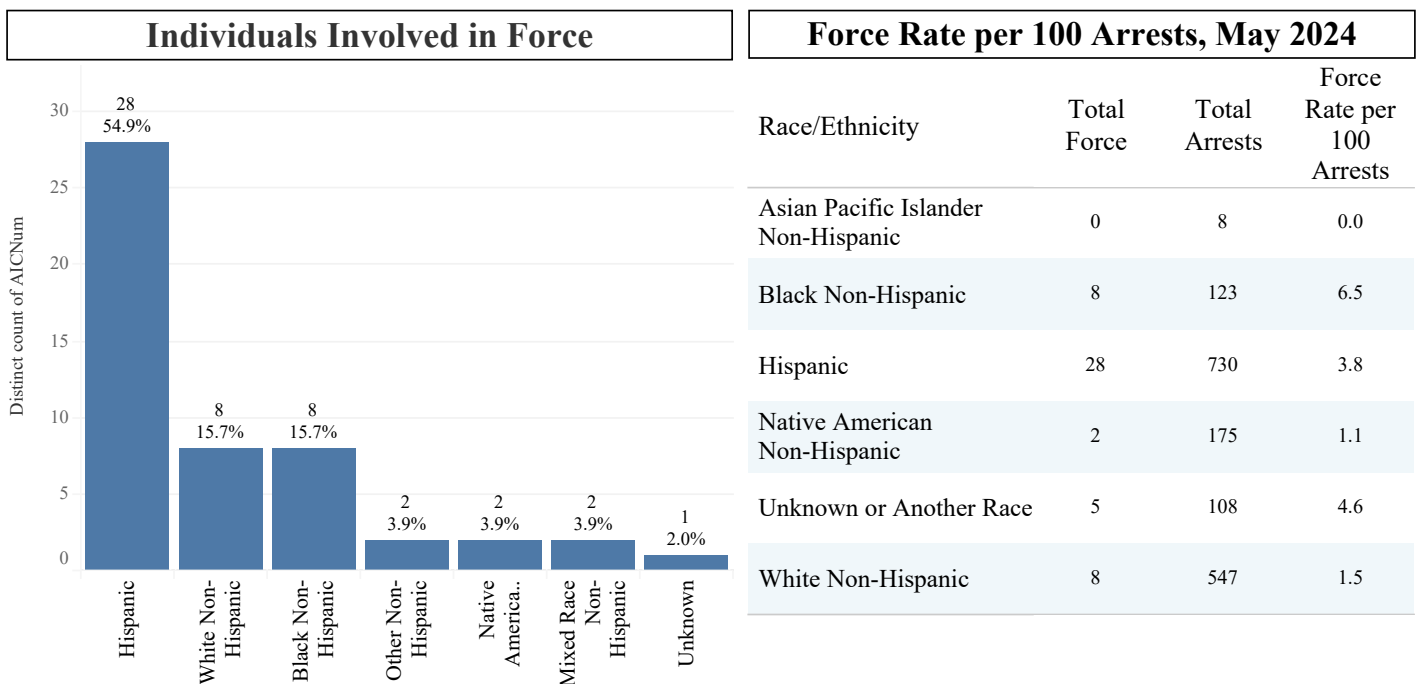
Demographics of Individuals Involved in Force - May 2024

APD records information about individuals involved in use of force incidents. Citizen information is based on what the individual reported or, if not reported by the individual, on the investigators observations on scene and through review of body-worn camera video. Information may change as investigations progress.

Note: Totals on different characteristics may differ due to missing values being excluded.



Race and Ethnicity





Final Call Types and Types of Force Used - May 2024

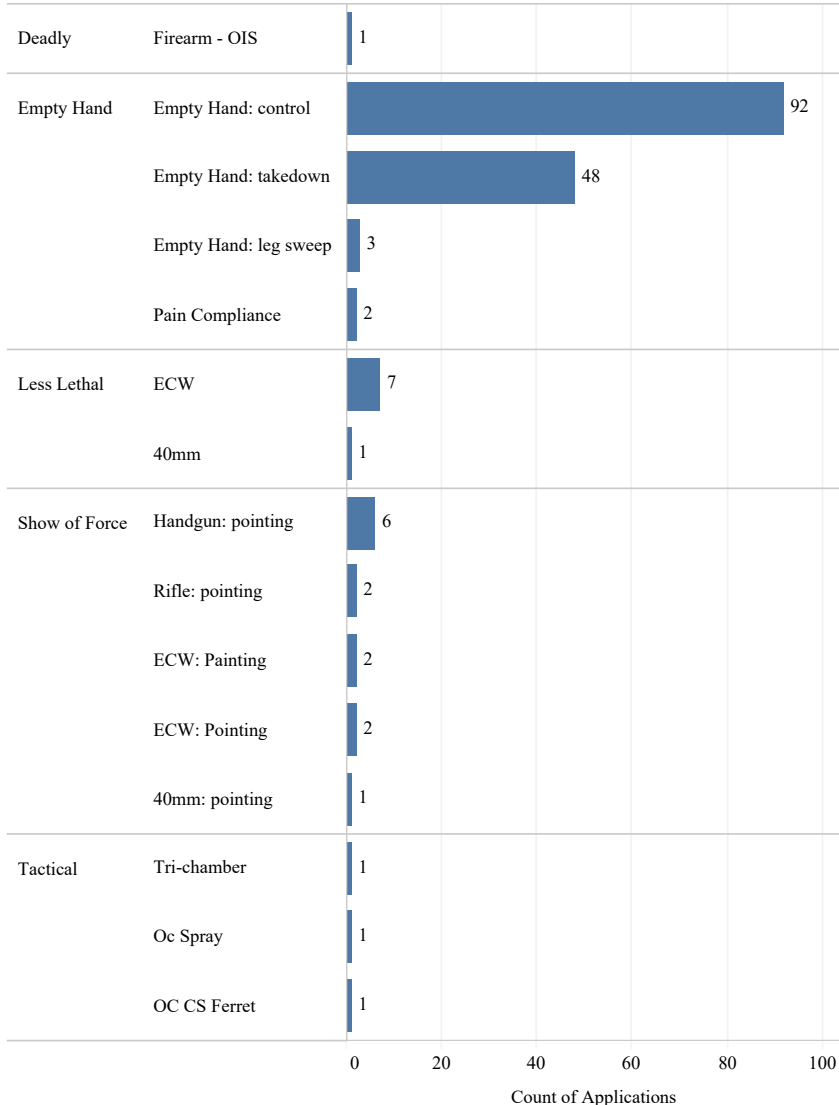
Officers are dispatched to calls for service and the original and final type of call for service are tracked. The table on the right shows the final call types for all calls involving force during the month.

Below, the total number of force applications for each type of force is shown. In any single force case, multiple officers are usually involved and each time a force technique is used, it is counted. For instance, if three officers were involved in a takedown technique with one person, that would be counted as three applications of an "Empty Hand: takedown".

Final Call Types Associated with Force Events

Aggravated Assault/Battery	10
Burglary Auto	1
Contact	1
CSP	1
Disturbance	2
Drunk Driver	2
Family Dispute	1
Fight In Progress	1
Narcotics	2
Onsite Suspicious Person/Vehicle	10
Sex Offense	1
Stolen Vehicle Found	1
Suicide	2
Suspicious Person/Vehicle	5
SWAT	1
Traffic Stop	2
Unknown	1
Wanted Person	3
Welfare Check	1
Grand Total	48

Total Force Applications for Each Type of Force Used



During May 2024, there were 48 Force Cases with a total of 170 Force Applications.



Completed Force Investigations - May 2024

APD has two processes for force investigations based on the level of force. Level 1 force is investigated by the Level 1 force investigation unit. The Level 1 unit is required to complete investigations within 24 days (if all extensions are requested and approved).

Level 2 and Level 3 force are investigated by the Internal Affairs Force Division (IAFD). IAFD also investigated any Level 1 force where a Lieutenant or above was involved or Level 1 force if another person at the same event had a higher level of force used. These investigations must be completed within 90-days. All force investigations are investigated to determine whether the actions of the officer(s) involved were consistent with department policy.

Level 1 Unit		IAFD (Level 2 and Level 3)	
Total Completed Investigations		Total Completed Investigations	
13		44	
Average Days to Completion		Average Days to Completion	
11.6		84.2	
Minimum Days to Completion	Maximum Days to Completion	Minimum Days to Completion	Maximum Days to Completion
8	15	70	90

All Force Cases

APD strives to only use force that is objectively reasonable, necessary to achieve lawful objectives, and proportional to the resistance from the individual involved, and minimal based on the totality of the circumstances. APD uses a preponderance of evidence standard to determine whether the force met policy requirements. After investigation, force is deemed in policy when every force technique is used correctly and was found to be reasonable, necessary, proportional, and minimal as defined in SOP 2-52: Use of Force - General. If any officer's force techniques used were determined to be out of policy, the entire force case or interaction is considered to be out of policy.

Dispositions of Force Investigations Completed in May 2024

	Total Force Cases
In Policy	56
Out of Policy	1
Grand Total	57

Out of Policy Force Cases by Area Command

Southeast	1
Grand Total	1

Case Disposition

- Out of Policy
- In Policy

Policy Outcomes Prior 12 Months

