



Barbara Poppe and Associates
The collective for impact

Assessing Shelter Capacity and Dynamics for Accommodating the Homeless Population in Albuquerque NM

Stephen Metraux, PhD

Barbara Poppe, MS

Alexa Timmreck, MPA

University of Delaware

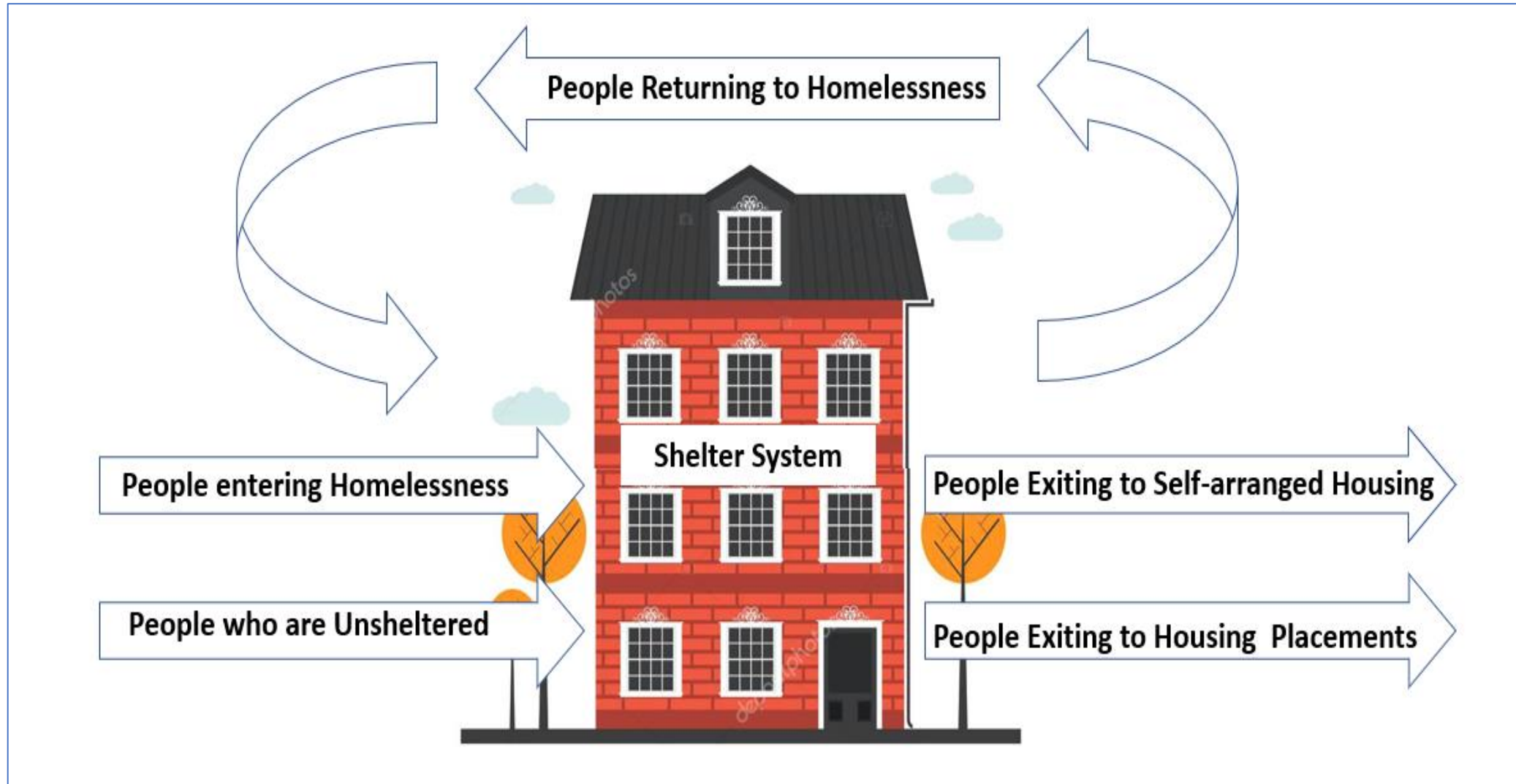
Barbara Poppe & Associates, LLC

University of Delaware

Report Objectives

- Propose ways to better align shelter capacity with demand.
- Using a basic systems approach, assess ways to impact the flows of persons who enter and exit shelters.
- Examine shelter and population dynamics for four primary subgroups of Albuquerque's homeless population.

Systems Approach



Analysis of Four Homeless Subgroups

Single adults



<https://www.kob.com/albuquerque-news/4-investigates-is-homelessness-getting-worse-in-albuquerque/5164918/>

Families



<https://www.youtube.com/watch?v=4s5cxNdN9BI>

Unaccompanied Youth



<https://www.krqe.com/news/albuquerque-metro/two-albuquerque-nonprofits-awarded-federal-grants-to-assist-homeless-youth/>

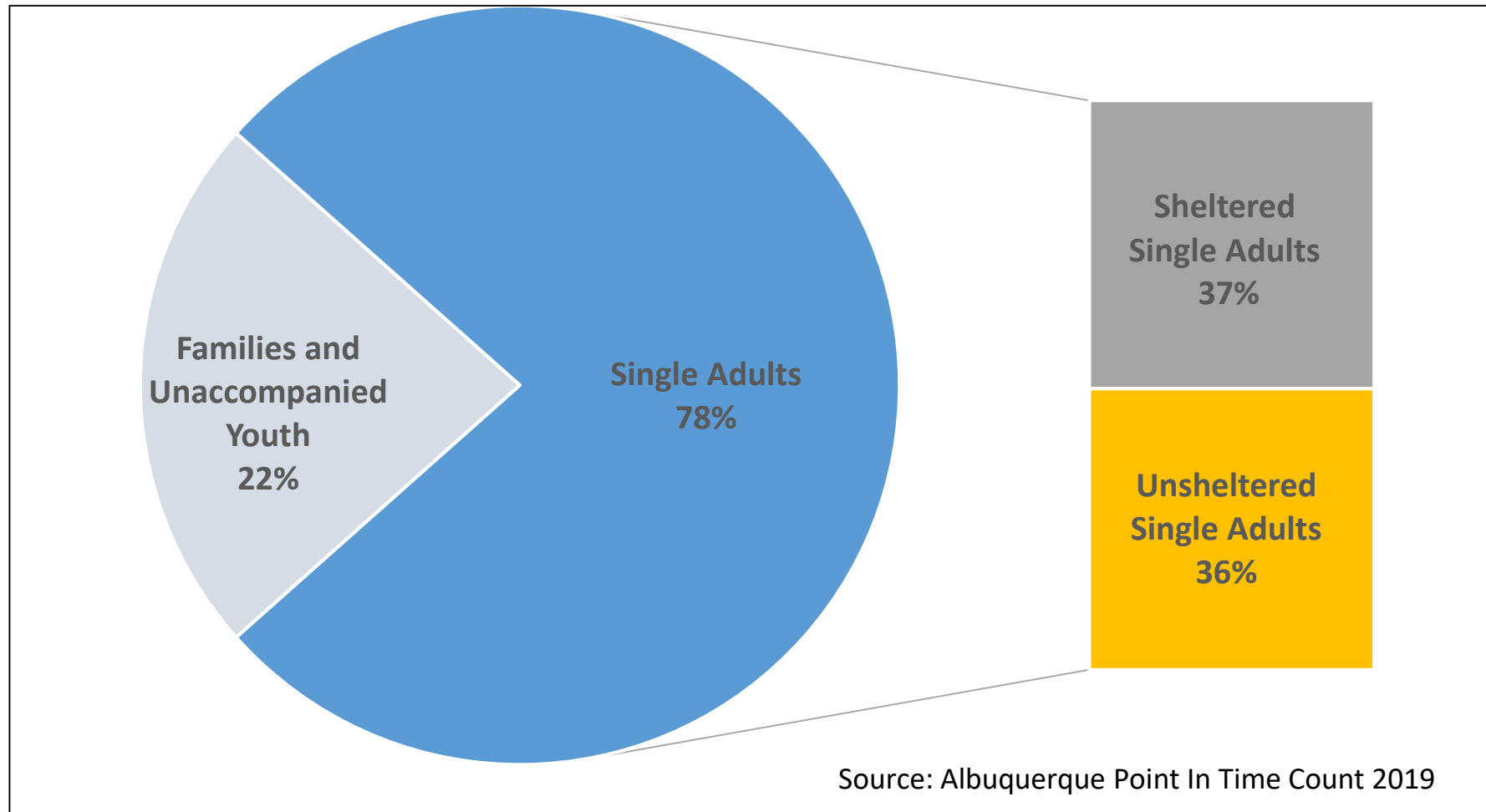
Veterans



<https://www.youtube.com/watch?v=el7T9Qr4oo4>

Subgroup #1 - Single Adults

All People Counted as Homeless in Albuquerque on a Single Night in 2019 (n=1,524)



Source: Albuquerque Point In Time Count 2019

Single Adults – Point in Time (PIT) Count: Albuquerque, 2013-2019

Year	Unsheltered (US)	In Emergency Shelters (ES)	Total (US+ES+TH)
2013	141	502	816
2015	174	531	854
2017	367	534	1,058
2019	545	558	1,192

Total counts include persons in transitional housing (TH), a population not considered in this study.

Single Adults – Estimated Shelter Bed Need

	Number
Total number of single adults homeless on a given night (excluding transitional housing)	1,103 persons
Total shelter bed capacity	530 beds
Maximum additional capacity (row 1 – row 2)	573 beds
Adjustment for non-shelter uptake (5% to 10% of row 1)	55 to 110 beds
Estimated need for additional shelter bed capacity (row 3 – row 4)	463 to 518 beds.

Single Adults – Chronic Homelessness

Year	Unsheltered (US)		In Emergency Shelters (ES)		Total Single Adults	
	N	% of Total US	N	% of Total ES	N	% of Total Single Adults
2013	21	15%	62	12%	83	10%
2015	90	52%	161	30%	251	29%
2017	161	44%	183	34%	344	33%
2019	327	60%	237	42%	564	47%

Single Adults – Permanent Supportive Housing



Downtown @700-2nd

<https://www.shcnm.org/projects/downtown-700-2nd/>

- Current number of PSH units – **1,027**
- Estimated need for additional PSH units for chronically homeless - **~630**

Single Adults – Rapid Rehousing & Diversion



Rapid Re-Housing (RRH) **ends homelessness** for families and individuals.

FIND LANDLORDS & APARTMENTS

Help people quickly find housing within one month or less.

HELP PAY FOR HOUSING

Help people pay for housing short term; longer-term help an option.

CONNECT TO JOBS & SERVICES

Help access services so people can stay in housing.

The **Core Components** of Rapid Re-Housing help people **find** housing fast, help **pay** for housing, and **connect** to jobs and services.

<https://endhomelessness.org/rapid-re-housing-works/>

Diversion



noun | di-ver-sion

Diversion is a strategy that prevents individuals from entering the homeless system. The case manager works with the individual or family to identify immediate alternate housing arrangements and, if necessary, connecting them with services and financial assistance to help them return to housing. Diversion programs can reduce the number of families becoming homeless, the demand for shelter beds, and the size of program wait lists.

AZ Housing Coalition

<https://twitter.com/SpeakUp4Homes/status/1032285100556333057/photo/1>

Single Adults – Three Scenarios

	Strategy Recommendations	Rationale
Scenario 1	Bring on at least 463-518 emergency shelter beds.	Provides crisis relief but demand for shelter will continue to grow over time unless inflow decreases and outflow to housing increases.
Scenario 2	Develop roughly 630 new PSH units targeted for chronically homeless.	This would reduce (or eliminate) the additional shelter beds needed in Scenario 1. Does not address inflow.
Scenario 3	1) Establish diversion as system-wide practice; 2) Expand Rapid Rehousing capacity; and 3) Develop up to roughly 630 new PSH units targeted for chronically homeless.	Further reduces demand for emergency shelter and inflow into homelessness; and provides opportunity to engage multiple systems and organizations to implement proven practices (PSH and RRH). With this scenario, the number of shelter beds can be significantly less than for scenarios 1 and 2.

Subgroup #2 - Families

Year	Unsheltered (PIT)		In Shelters (PIT)		Total (PIT)		Total Beds (HIC)
	Households	People	Households	People	Households	People	
2013	1	2	40	117	41	119	125
2015	2	9	39	128	41	137	142
2017	5	16	35	133	40	149	153
2019	5	20	48	157	53	177	172

Families – Homelessness as per APS

	2015-16	2016-17	2017-18
Total Number of Homeless Students Enrolled	2,823	4,383	4,245
Primary Nighttime Residence			
- Shelters, Transitional Housing, or awaiting Foster Care Placement	309	645	428
- Unsheltered	689	941	883
- Doubled-up or Shared Housing	1,644	2,543	1,997
- Hotels or Motels	181	254	206
Unaccompanied (not with parent or guardian)	618	975	818

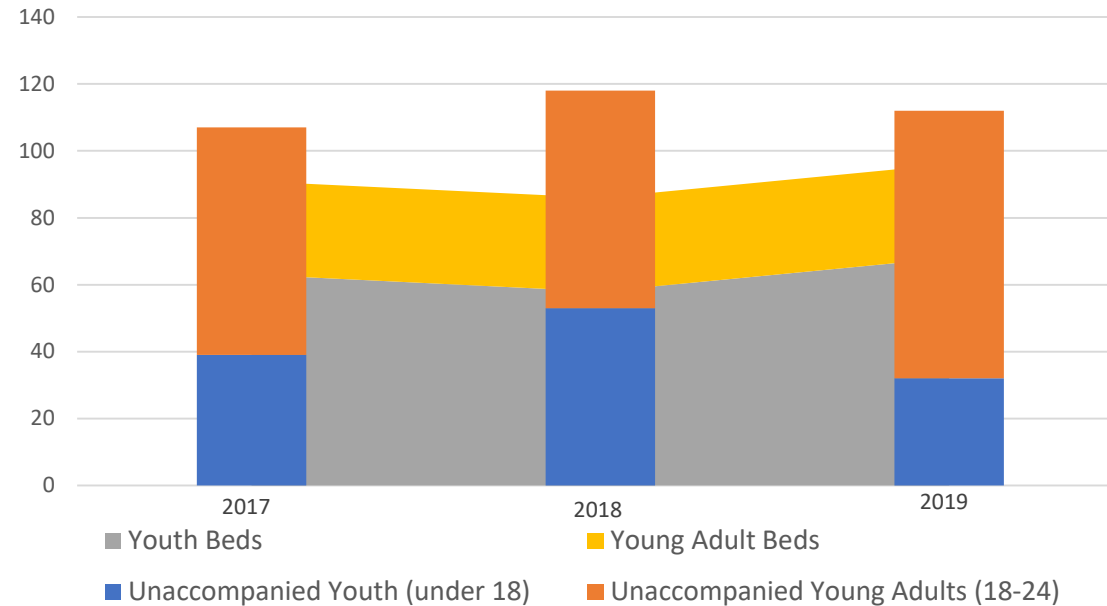
Families – Homelessness as per CES

	N	%
Where did you sleep last night		
- Emergency shelter, Transitional Housing, or hotel/motel voucher	252	46%
- Place not meant for habitation	178	33%
- Staying or living with family member or friend	71	13%
- Hotel or motel paid for without emergency shelter voucher	16	3%
- Substance abuse treatment facility or detox center	7	1%
- Jail, prison or juvenile detention facility	6	1%
- Other	15	3%
Total	545	100%
Where do you and your family sleep most frequently?		
- Shelters or Transitional Housing	240	46%
- Outdoors	136	26%
- Other	143	28%
Total	519	100%

Families – Addressing Shelter Need

- No clear idea of the flow of homelessness into the family shelter system.
- Need to re-organize the current approach to family homelessness to a systems approach with a single point of contact.
- Expand rapid rehousing resources.
- Implement diversion services (with one-shot assistance).
- Flexible shelter capacity (e.g., motel vouchers).
- Permanent housing.
- More research.

Subgroup #3 - Unaccompanied Youth



2019 PIT Count	Emergency Shelter	Transitional Shelter	Unsheltered	Total
Unaccompanied Youth (Under age 18)	20	10	2	32
Unaccompanied Young Adults (18 to 24)	15	20	45	80
Total Youth	35	30	47	112

Unaccompanied Youth:

- As per PIT counts and HIC reports – there is a sufficient supply of emergency and transitional shelter beds for youth, but not for young adults.
- As per other data sources – PIT undercounts unaccompanied youth.
- Key informants – there is a need for shelter specifically for youths and young people who are not engaged with services.
- Expanding adult shelter capacity for single adults would address the need for shelter among young adults, but service providers maintain that young adults would not stay in such shelter beds.
- Any shelter expansion for this subgroup would need a fundamental reappraisal of existing needs and services.

Subgroup #4 - Veterans

Homeless Veterans (PIT Count)

Year	Unsheltered (US)	In Emergency Shelters (ES) and Transitional Housing (TH)	Total (US+ES+TH)
2013	25	145	170
2015	16	172	188
2017	41	122	163
2019	56	91	147

Chronic Homelessness Among Veterans

	Emergency Shelter	Unsheltered	Total
Chronically Homeless Veterans	28	36	64
Veterans – non-Chronically Homeless	28	20	83
Total	56	56	147

Veterans

- half (51 percent) were homeless for over a year;
- 24 percent were over age 62 and another 25 percent were between ages 55 and 62 (HMIS);
- 81 percent disclosed some type of disability (CES); and
- 46 percent, 39 percent, and 45 percent disclosed mental health problems, drug and/or alcohol use, and chronic health conditions, respectively (HMIS).

HUD/VASH – 405 PSH vouchers (with 60 forthcoming)

Veterans – Outcomes (HMIS)

	Veterans	Non-Veterans (Single Adults)
Number of Exits from Shelter	323	1,781
Exits to Subsidized Housing	58 (44 to HUD/VASH)	14
Exits to Rapid Rehousing	118 (including SSVF)	39
Exits to any Permanent Housing	236 (73%)	287 (16%)



Recommendations (#1 to #4)

- Initiate a concerted campaign to reduce and ultimately end chronic homelessness.
- Increase the supply of permanent supportive housing to target people and families who are designated chronically homeless, as well as others who are deemed long-staying, disabled and/or vulnerable.
- Increase the availability of other forms of permanent housing that benefit other segments of the homeless population, and in particular rapid rehousing resources.
- Implement diversion practices, with “one-shot” financial assistance when needed, as a regular feature of a variety of homeless services, including shelter intakes.

Recommendations (#5 to #8)

- As shelter beds are added, make them more amenable to people seeking shelter.
- Adopt a single point of entry structure to centralize and better manage entry into the family shelter system.
- Explore ways to further reduce or end Albuquerque's homeless veteran population.
- Implement procedures to monitor system performance and impact on the homeless population.

